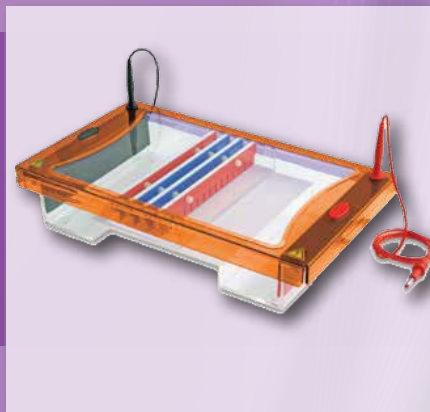


Electrophoresis



mrc

ELECTROPHORESIS Power Supply



PWR-3040

PWR-3040, 300V/400mA Power Supply

Combining small size and versatility, the newly redesigned Mini PWR-3040 power supply is an ideal choice for any researcher. Capable of providing constant voltage or constant current in 1V or 1mA steps, the unit is perfectly suited to run both vertical polyacrylamide or horizontal agarose gel electrophoresis experiments. Continuous or timed operation are easily performed using the simple and user-friendly interface. The PWR-3040 features 2 electrode pairs, allowing for 2 gels to be run simultaneously, saving both time and valuable bench space. With a universal voltage rating, the PWR-3040 is also designed and constructed to the most rigorous safety standards.

Packages including single or dual horizontal electrophoresis systems and mini vertical electrophoresis systems are excellent choices for educational or personal use.

Features:

- New housing and exterior design
- Constant voltage or constant current operation
- 1V step voltage selection; 1mA step current selection
- 400mA maximum current
- 60W maximum power
- Two pairs of outlet terminals
- Timer with alarm function
- Safety device
- Compact size and lightweight
- Competitive pricing choice
- Packages with midi sized horizontal electrophoresis systems and vertical electrophoresis systems.



PWR-3070

PWR-3070, 300V/700mA Power Supply

The MRC PWR-3070 power supplies are designed to meet most electrophoresis needs, running horizontal & vertical electrophoresis, and two-dimensional electrophoresis, or SDS-PAGE applications. It is recognized as the most powerful unit in its market class, capable of running 4 systems simultaneously. Its design provides a compact and modern stackable case. Microprocessor control offers an easy user interface. The user has control of constant voltage output as well as constant current output. Pause/resume functions and a timer with alarm allow run capability during timed or continuous operation. The safety devices include no load detection, leakage detection, sudden load change detection, over temperature protection, & over load detection.

Features:

- 300V maximum voltage
- 700mA maximum current
- 150W maximum power
- Four pairs of outlet terminals
- Timer with alarm function
- Constant voltage or constant current operation
- Advanced safety device design
- Compact size
- Stackable case
- Wide applications for DNA, RNA and protein electrophoresis.



Model	PWR-3040	PWR-3070
Max. voltage	10 – 300V / 1V	2 – 300V / 1V
Max. current	10 – 400mA / 1mA	1 – 700mA/1mA
Max. watt	60W	150W
Output type	Constant voltage or constant current	
Control	Microprocessor controller	
Terminator pairs	2 Pairs	4 Pairs
Timers	1 ~ 999 mins with alarm, continuous	
Pause Function	–	Yes
Safety device	No load detection, Leakage detection, Sudden load change detection, Over temperature protection, Overload detection, Shrouded plug and sockets	
Crossover	Yes	
Operation temperature	Ambient to 40°C	
Unit dimension	190 x 305 x 95 mm (WxLxH)	
Construction material	Flame retardant ABS plates and aluminum	
Weight	2.5kg	
Rated voltage	100 ~ 240V	
Stackable		Yes
Applications	Sufficient for mild sized horizontal electrophoresis systems and vertical electrophoresis systems	capable of running 4 systems simultaneously


PWR-5040

PWR-5040, Mini Pro 500V Power Supply

Featuring in small size and versatility, the newly designed Mini Pro 300V /500V Power Supply are ideal choices for any researchers. Capable of providing constant voltage or current in 1V or 1mA increment, the unit is perfectly suitable to run both vertical polyacrylamide or horizontal agarose gel electrophoresis experiments. Continuous or timed operation can be easily set up using the simple and user-friendly interface. Mini Pro 300V and 500V both feature 2 electrode pairs, allowing 2 gels to be run simultaneously, saving both time and valuable bench space. With an universal voltage rating, Mini Pro 300V and 500V are also designed and constructed to the most rigorous safety standards. Package including single or dual horizontal electrophoresis system and mini vertical electrophoresis system are excellent choices for educational or person lab purposes.



Features:

- Constant voltage or constant current operation • 1V increment voltage control; 1mA increment current control • Max 500V, 400mA and 120W for Mini Pro 500V • Two pairs of outlet terminals • Timer with alarm function • Safety device • Compact size and lightweight • Competitive pricing choice.


PWR-5080

PWR-5080, 500V/800mA Power Supply

The PWR-5080 power supply is a microprocessor controlled power supply to that covers the broadest range of applications. It offers constant voltage, constant current or constant watt output. Pause/resume run capability during timed or continuous operation is allowed. PWR-5080 is a fully programmable model, offering up to 6 multi-step settings and saving up to 30 programs, and capable for running 4 electrophoresis systems simultaneously. Its design provides a compact and modern stackable case, and a 2.6" LCD screen, showing all the running / setting conditions. Safety devices include no load detection, leakage detection, sudden load change detection, over temperature protection, and over load detection.

Features:

- 500V maximum voltage • 800mA maximum current • 300W maximum power • Four pairs of outlet terminals • Timer with alarm function • Advanced safety device design • Compact size • Stackable case • Wide applications for DNA, RNA and protein electrophoresis.

Model	PWR-5080	PWR-5040
Display	2.6"LCD	
Max. voltage	5 – 500V / 1V	10 – 500V / 1V
Max. current	1 – 800mA / 1mA	10 – 400mA/1mA
Max. watt	300W/1W	120W
Output type	Voltage or current or power	Constant voltage or constant current
Control	Microprocessor controller	
Program Storage	30 programmed files	
Program Multi-Step	Up to 5 steps	2-step (V, mA, proimages/Icon)
Terminator pairs	4 Pairs	2 Pairs
Timers	Constant mode:1~9999 minutes with alarm, continuous Programmable mode: 1~999 minutes with alarm, continuous	999 (min) with alarm / Continuous
Pause Function	Yes	
Safety device	No load detection, Leakage detection, Sudden load change detection, Over temperature protection, Overload detection, Shrouded plug and sockets	
Crossover	Yes	
Operation temperature	4°C to 40°C	
Unit dimension (WxLxH)	190 x 305 x 95mm	140x191x84mm
Construction material	Flame retardant ABS plates and aluminum	
Weight	2.5kg	1kg
Rated voltage	Universal, 100 ~ 240V	
Stackable	Yes	

ELECTROPHORESIS Mini Systems



MJ-105A

Features:

- Less agarose consumption • Less running buffer consumption • Multichannel pipette-compatible
- Single molded tank • Safety & Ventilation lid
- High temp. capability, 130°C • Easy sample loading
- Great indications for gel making and running • No tapes, clamps or springs needed for gel casting
- No direct heat impact from power supply unit
- Transparent tank and lid • Real time observation with MBE-300 • Contains 2 sets of gel maker stand
- Cast 6 pcs of agarose gel in one time.

MJ-105A is offered as a complete system for the user to cast, and run electrophoresis. including:

- 1 x Transparent tank and transparent lid
- 2 x MJ-G01 (Gel Maker Stand)
- 2 x MJ-T02 (107x60mm Tray)
- 4 x MJ-T01 (52x60mm Tray)
- 1 x MJ-C01 (Double side comb: 8 teeth x 2 & 17 teeth; 12 teeth x 2 & 25 teeth)
- 1 x MT-C03 (Multiple pipette compatible 23 teeth, Prep 1 & Marker 2, Prep 2 & Marker 2; 6 teeth x 2 for mini gel & 12 teeth for midi gel)
- 1 x Black & red electrophoresis cable.

MT-108, Wide Mini Horizontal Gel Electrophoresis System

MT-108 Horizontal Cell offers many advantages for nucleic acid separation. Agarose gels are easy to cast and samples are easy to be loaded. MT-108's longer tray allows running bigger fragments and the better separation. Its molded design prevents cracks or leakages, and its sturdy PC provides up to 130°C temperature capacity. A safety interlock cover is designed to prevent electrical hazards during electrophoresis. It is ideal for many applications, including Northern and Southern blotting, Cosmid library restriction analysis, STS screening, Microsatellite analysis, PCR fragment analysis, RFLP analysis, DNA fingerprinting and High-throughput analysis.



MT-108

Features:

- Less Agarose consumption • Less running buffer consumption • Multichannel Pipette-compatible
- Single molded tank • Two tray options available • Safety & Ventilation lid • Cast 3 pcs of agarose gel in one time
- No direct heat impact from power supply unit • High temperature capability, 130°C • Easy sample loading
- Great indications for gel making and running • No tapes, clamps or springs needed for gel casting.

MJ-105A, Mini Horizontal Gel Electrophoresis System

The MJ-105A horizontal electrophoresis system offers many advantages for nucleic acid separation. Agarose gels are convenient to cast and samples are easy to load with this recognizable mini horizontal cell. Its molded design prevents cracks and leakages and the sturdy PC provides a 130°C temperature capacity. The safety interlock cover is designed to prevent electrical hazards during electrophoresis. It is ideal for several applications, including Northern and Southern blotting, Cosmid library restriction analysis, STS screening, microsatellite analysis, PCR fragment analysis, RFLP analysis, DNA finger-printing and high throughput analysis.

Model	MJ-105A
Appearance	Transparent tank & transparent lid
Material/Lid Material	PC (Polycarbonate)
Temp. Capacity	130°C
Transparent Lid	Safety ventilation design
Dimension / Weight	W148.3xL145.8xH59.1mm / 0.5kg
Gel Dimension (mm)	W52xL60, W107xL60
Max. Gel Thickness	10mm
Maximum Sample	25
Buffer Volume	200ml
Operating Temp.	4 - 40°C
Lid	Safety and ventilation
Tray	Black well-visualization strip / Migration distance index line / Agarose level, 5mm
Rapid Casting Gel	Use gel maker stand

This product is offered as a complete system for the user to cast, and run electrophoresis, including:

- 1 x Electrophoresis Tank & Cover
- 1 x MT-G01 (Gel Maker Stand)
- 1 x MT-T01 (105x83mm Tray)
- 2 x MT-T02 (50 x 83mm Tray)
- 1 x MJ-C01 (Double Size Comb: 8 teeth x 2 & 17 teeth, 12 teeth x 2 & 25 teeth)
- 1 x MT-C03 (multiple Pipette compatible 23 teeth, Prep 1 & Marker 2, Prep 2 & Marker 2 on one side; 6 teeth x 2 for mini gel & 13 teeth for midi gel on the other side)
- 1 x Black & Red Power Cord.

Model	MT-108
Construction	PC (Polycarbonate)
Temperature Capacity	130°C
Unit Dimension (mm)	W136xD188xH58
Gel Dimension (mm)	W105xL83 / W50xL83
Max. Gel Thickness	10mm
Maximum Sample	25
Buffer Volume	400ml
Lid	Safety and ventilation
Tray	Black well-visualization strip / Migration distance index line
Rapid Casting Gel	Use gel maker stand

ME-10-7-10, Horizontal Gel Electrophoresis System

ME-10-7-10 has been designed for routine horizontal gel electrophoresis with gel tray options of 10 x 7cm and 10 x 10cm. Extending only the width of this unit allows more samples to be resolved per gel. A maximum of 100 samples per gel can be resolved making this unit ideal for those routinely checking medium numbers of samples over short to medium gel run lengths.

Features:

- Low buffer consumption.
- Single molded tank.
- Two tray options available.
- Easy sample loading.
- Great indications for gel making and running.
- No tapes, clamps or springs needed.

Model	ME-10-7-10
Unit dimension (WxLxH)	220x125x90mm
Gel dimension (WxL)	100x70mm
Maximum sample	50 for 100x70mm tray, 100 for 100x100mm tray
Buffer volume	300ml
Construction	Injection molded construction durable, leak proof environment for complete safety & long life
Cassette type electrodes	Inexpensive, easy to replace, made of 99.99% corrosion resistant pure platinum
Electrical safety	Lid can be located in one way only, on removal- power is disconnected from buffer chamber
Rapid casting gel	Use casting dams

ME-15-7-10-15, Horizontal Gel Electrophoresis System

offers a wide degree of versatility. Three tray options are available, 15 x 7cm, 15 x 10 cm and 15 x 15cm allowing the choice of one, two or all three gel length options at the time of purchase. Further purchases of additional accessories



are no longer required. Maximizing comb and tray options allow up to 210 samples to be resolved per gel. The 15 cm total run length allows restriction fragment or other close MW sample bands to be easily separated and identified. Speed loading is accomplished using 10, 14, 16, 18, 28 and 30 sample multi-channel Pipette compatible combs. In addition, the packages with Minis 300V power supply Series are ideally offered to individuals in the laboratory at a competitive and acceptable pricing to avoid time waiting for those basic instruments and to accelerate the experimental progress.

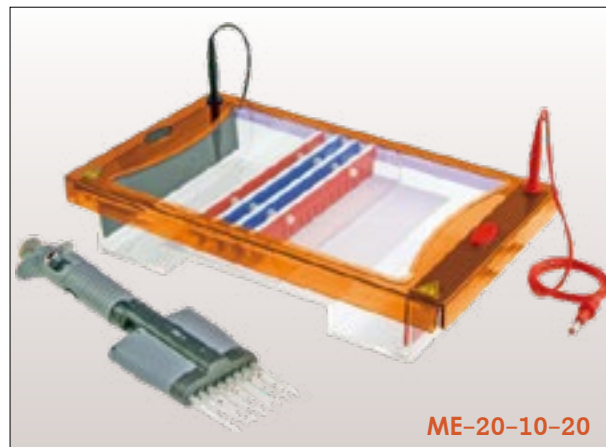
Features:

- Low buffer consumption.
- Single molded tank.
- Three tray options available.
- Multi-channel Pipette compatibility.
- Great indications for gel making and running.
- No tapes, clamps or springs needed.

Model	ME-15-7-10-15
Unit dimension (WxLxH)	265x175x90mm
Gel dimension (WxL)	150x70mm, 150x100mm, 150x150mm
Maximum sample	70 for 750x70mm tray, 140 for 150x100mm tray, 210 for 150x150mm tray
Buffer volume	500ml
Construction	Injection molded construction durable, leak proof environment for complete safety and long life
Cassette type electrodes	Inexpensive, easy to replace, made of 99.99% corrosion resistant pure platinum
Electrical safety	Lid can be located in one way only, on removal-power is disconnected from buffer chamber
Rapid casting gel	Use casting dams

ME-20-10-20/ME-20-25, Maxi Horizontal Gel Electrophoresis System

Maxi is primarily designed for resolution of high numbers of samples as in cloning or PCR experiments. Maxi allows ultra high-resolution separations over extended runs. Tray sizes correspond to standard blotter sizes. It also allows for easy



ME-20-10-20

sample transfer onto a membrane for further analysis. Three tray sizes are available, 20 x 20cm, 20 x 25cm and 20 x 10cm. Multi-channel Pipette compatible combs for up to 40 samples each facilitate speed loading of up to 440 samples per gel. 50 sample combs (not multi-channel Pipette compatible) allow maximum sample capability of 550 samples per gel.

Features:

- Low buffer consumption.
- Single molded tank.
- Three tray options available.
- Multi-channel Pipette compatibility.
- Great indications for gel making and running.
- Up to 450 samples per tray.
- No tapes, clamps or springs needed.

Model	ME-20-10-20	ME-20-25
Unit dimension (WxLxH)	395x230x90mm	
Gel dimension (WxL)	200x100mm, 200x200mm	200x250mm
Maximum sample	200 for 200x100mm tray, 450 for 200x200mm tray	550 for 200x250mm tray
Buffer volume	1200ml	
Construction	Injection molded construction durable, leak proof environment for complete safety and long life	
Cassette type electrodes	Inexpensive, easy to replace, made of 99.99% corrosion resistant pure platinum	
Electrical safety	Lid can be located in one way only, on removal- power is disconnected from buffer chamber	
Rapid casting gel	Use casting dams	

ME-26-16-24-32, Maxi Plus Horizontal Gel Electrophoresis System

ME-26-16-24-32 is designed for rapid screening of very large numbers of cloning or PCR samples, and it has the maximum capacity of 672 samples per gel. This allows loading and analysis of exactly seven 96 well format micro titer plates. The large gel run length of 32cm also allows resolution of samples over a long distance for separation of complex sample bands such as in restriction fragment analysis. Maxi-plus is available with a full length tray or with other tray length options of 16 or 24cm so that user's exact requirements can be matched.



ME-26-16-24-32

In addition to options for single length gel trays, Maxi-plus is available with all three gel tray lengths to provide the maximum in flexibility, versatility and value.

Buffer recirculation ports are included as standard to allow enhanced resolution over extended runs while loading guides enhance well visibility for easy sample loading.


Features:

- Low buffer consumption.
- Single molded tank.
- Three tray options available.
- Multi-channel Pipette compatibility.
- Great indications for gel making & running.
- Up to 672 samples per tray.
- No tapes, clamps or springs needed

Model	ME-26-16-24-32
Unit dimension (WxLxH)	500x280x90mm
Gel dimension (WxL)	260x160mm, 260x240mm, 260x320mm
Maximum sample	336 for 260x160mm tray, 504 for 260x240mm tray, 672 for 260x320mm tray
Buffer volume	1400ml
Construction	Injection molded construction durable, leak proof environment for complete safety and long life
Cassette type electrodes	Inexpensive, easy to replace, made of 99.99% corrosion resistant pure platinum
Electrical safety	Lid can be located in one way only, on removal- power is disconnected from buffer chamber
Rapid casting gel	Casting dam

MV-10DSYS, Mini Vertical Gel Electrophoresis Apparatus

Mini Vertical is an injection molded vertical electrophoresis system providing leak-proof environment and safety concerns. In addition, its vertical tank is designed for blotting compatibility. Dual 10x10cm plates is the most popular application and it also has the capability of up to 2 plates. In addition, packages with Minis 300V power supply Series are ideally offered to individuals in the laboratory at a competitive and acceptable pricing to avoid time waiting for those basic instrument and to accelerate the experimental progress.



Features:


Low buffer consumption • Single molded tank • Compatible with all major types of precast gel • Up to 4 gels run at one time • Great indications for gel making and running • Ice cooling block.

MV-10DSYS Complete mini vertical gel electrophoresis apparatus. Mini 10x10cm dual, 2 sets of glass plate with 1mm thick bonded spacers. 2x12 samples, 1mm thick combs, cooling pack, dummy plate and casting base.

Model	MV-10DSYS	MV-10WDSYS
Unit dimension (WxLxH)	190x130x150mm	260x160x160mm
Plate dimension (WxL)	100x100mm	200x100mm
Gel dimension (WxL)	85x80mm	180x80mm
Maximum sample	80 samples, 20 samples per gel	192 samples, 48 samples per gel
Buffer volume	250 ~ 1200ml	600 ~ 2800ml
Ice cooling pack	Yes	
Dummy plate and casting base	Yes	
Construction	Injection molded construction durable, leak proof environment for complete safety & long life	
Cassette type electrodes	Inexpensive, easy to replace, made of 99.99% corrosion resistant pure platinum	
Electrical safety	Lid can be located in one way only, on removal-power is disconnected from buffer chamber	
Rapid casting gel	Use jel maker stand	

MV-10WDSYS, Mini Wide Vertical Gel Electrophoresis Apparatus

• Offers the capacity of 2 mini gels on a single gel • Rapid gel casting & loading • Optional low or high buffer volumes • Rapid set up cooling. Mini Wide Vertical Electrophoresis System with a gel width of 20cm effectively allows double the number of samples to be resolved as the Mini Vertical Electrophoresis System. This allows consistency of sample comparison on a single gel & is designed for those with greater than 20 samples to compare & resolve. Simple set up using ultra soft silicone seals guarantees trouble free glass plate loading & gel casting. Dual gasket on the gel running insert along with notched and plain glass plates ensure leak proof gel running. Rapid set up cooling retains resolution in extended separations and also saves on buffer volume without affecting run quality. 4mm thick glass plates reduce breakage and have bonded spacers for added convenience. A wide range of accessories is available allowing many techniques to be performed using the same unit. Prep combs can be used to maximize sample loading and recovery.



Features:

Offers the capacity of two mini gels on a single gel • Rapid gel casting and loading • Low buffer consumption • Single molded tank • Up to 4 gels run at one time • Great indications for gel making & running • Ice cooling pack • Easy gel casting & no gel leakage • Competitive pricing.

MV-10WDSYS Mini wide vertical gel electrophoresis apparatus. Mini wide 20x10cm dual, 2 sets of glass plate with 1mm thick bonded spacers. 2x24 samples, 1mm thick combs, cooling pack, dummy plate and casting base.



GDS-01, Digimage System

The Digimage System is a simple, compact gel documentation system with a rear digital control panel. It contains the Canon powershot G16, a digital camera with a superb resolution of 12.1 megapixels. The image is viewed from a large 8" TFT colorful screen with monitor purpose only. For a lab with limited space and low budget requirements, the Digimage System is definitely your top choice since it's computer-free operation. A variety of images can be captured including: agarose and other fluorescent gels, colorimetric gels, auto radiography film, and blotting membrane. A safety switch is equipped to turn off the UV Transilluminator automatically when the front door is opened. Files can be saved in a variety of formats, including RAW format, for transfer to a computer for storage and analysis. The Digimage System can also directly connect to any BNC thermal printer for printing the result immediately.

Features:

- High resolution 8" TFT screen
- Digital control panel
- Compact chamber and lightweight
- Multi focus area selection
- Can be operated computer free
- Connect port for thermal printer
- Inner 2 x 3 watt white light LED
- Safety door switch
- Multi power source
- Optional gel analysis software package available
- Universal rated voltage: 100~240V.

This product is offered as a complete system for the user to perform image capture, including: 1 x Digimage System hood • 1 x 12.1 mega pixels digital camera • 1 x DC coupler • 1 x lens adaptor • 1 x 8" colorful TFT screen • 1 x 8GB memory card • 1 x memory card reader • 1 x EtBr filter or SYBR Filter optional).

Specifications:

Model	GDS-01
Camera	Canon ® Power SHop G16
Type	5 x optical/4 x digital zoom digital camera with built-in Wi-Fi
Effective Pixels	approx. 12.1 megapixels
CCD	1/1.7" high-density CCD, total pixels 15.0 million
Maximum Aperature	f/1.8 (W) – f/2.8 (T)
Shutter Speed	15 ~ 1/4000 sec.
Filters	+3 Close up filter and EtBr or SYBR Green filter (optional)
Storage Media	SD memory card 8GB
Computer Interface	USB 2.0 Hi-Speed (mini-B jack) or Wi-Fi connection
Video Out	NTSC / PAL
Multi-power Source	For camera, inner white LED, TFT screen
Inner White light	2 white LED, 3 watt/LED
Safety Device	Safety door switch
Unit Dimension (mm)	W290xD220xH320
Rated Voltage	110V ~ 240V
Unit Weight	approx. 6.1 kg
Screen Type	8" TFT crystal screen
Resolution	800x600pixels
Brightness	350cd / m ²
Constant Ratio	300 : 1
Display Mode	NTSC / PAL / SECAM mode auto switching



GDS-01N

GDS-01N/NIL, Photo-Gel System View

Photo-Gel System is a user-friendly digital system with high resolutions for gel documentation.

With a resolution up to 16 Mpixel, acquired image are of superb quality and very clear.

It is a "stand-alone" system, the use of PC is not required and all the functions are managed by the practical and powerful camera, thanks to a simply interface and the small TFT Lcd display.

Photo-Gel System View is fitted with an external 5.6" TFT LCD display that allow to view the image bfore and after the acquisition.

Ecomic & compact system, but with powerful performance.

Framework:

- Handle Light stainless steel pyramid darkroom with footprint 32x24cm with lateral knob to facilitate handling and displacement.
- Small front door to aid gel introduction.
- Camera adapter with filter.
- Non-slip rubber gasket under darkroom.


Photo-Gel Systems are suitable for all type of gels and can be used in all the transilluminators available in the market.

Optional Accessories:

- Thermal printer CP 750 for direct printing from camera.
- Gel-Quant analysis software
- Sybr green filter
- Uvifor M20 312nm transilluminator.

Model	GDS-01N/NIL
Number of effective pixels	16.1 million
Image sensor	-2.3/1in. type CMOS; approx. 16.76 million total pixels
Lens	NIKKOR lens with 60x optical zoom
Focal length	258-4.3 mm (angle of view equivalent to that of 1440-24 mm lens in 35mm [135] format)
f/-number	f/6.5-3.3
Construction	16 elements in 11 groups (4 ED lens elements and 1 super ED lens element)
Digital zoom magnification	Up to 4x (angle of view equivalent to that of approx. 5760 mm lens in 35mm [135] format)
Vibration reduction	Lens shift
Motion blur reduction	Motion detection (still pictures)
Autofocus (AF)	Contrast-detect AF
Focus range	[W]: Approx. 50 cm (1 ft 8 in.) to infinity, [T]: Approx. 2.0 m (6 ft 7 in.) to infinity Macro close-up mode: Approx. 1 cm (0.4 in.) (at a wide-angle zoom position) to infinity (All distances measured from center of front surface of lens)
Focus-area selection	Target finding AF, face priority, manual (spot), manual (normal), manual (wide), subject tracking
Viewfinder	Electronic viewfinder, 0.5 cm (-0.2in.) approx. 201k-dot equivalent LCD with the diopter adjustment function (4+ - 4- m1-)
Monitor	7.5 cm (3-in.), approx. 921k-dot (RGBW), wide viewing angle TFT LCD with anti-reflection coating and 6-level brightness adjustment, vari-angle TFT LCD
Storage Media	Internal memory (approx. 56 MB), SD/SDHC/SDXC memory card
File system	DCF, Exif 2.3 and DPOF compliant
File formats	Still pictures: JPEG Sound files (voice memo): WAV Movies: MOV (Video: H.264/MPEG-4 AVC, Audio: LPCM stereo)
Image size (pixels)	16M [4608 x 3456] 8M [3264 x 2448] 4M [2272 x 1704] 2M [1600 x 1200] VGA [640 x 480] 16:9 12M [4608 x 2592] 16:9 2M [1920 x 1080] 3:2 [4608 x 3072] 1:1 [3456 x 3456]
Shooting Modes	Auto, Scene (Night landscape, Night portrait, Landscape, Scene auto selector, Portrait, Sports, Party/indoor, Beach, Snow, Sunset, Dusk/dawn, Close-up, Food, Museum, Fireworks show,
Continuous Shooting	Single (default setting), Continuous H (the frame rate for continuous shooting is about 7 fps and the maximum number of continuous shots is about 7), Continuous L (the frame rate for continuous shooting is about 1 fps and the maximum number of continuous shots is about 200)

Model	GDS-01N/NIL
Movie	1080/30p (default setting): 1920 x 1080/16:9, 1080/25p (default setting): 1920 x 1080/16:9, 1080/60i: 1920 x 1080/16:9, 1080/50i: 1920 x 1080/16:9, 720/30p: 1280 x 720/16:9, 720/25p:
ISO sensitivity (Standard output sensitivity)	ISO 100-1600 ISO 3200, 6400 (available when using P, S, A or M mode) Hi 1 (equivalent to ISO 12800) (available when using High ISO monochrome in special effects mode)
Exposure Metering mode	Matrix, center-weighted, or spot
Shutter	Mechanical and CMOS electronic shutter
Speed	1/4000 * -1 s 1/4000 * -15 s (when ISO sensitivity is 100 in M mode) * When the aperture value is set to f/7.6 (wide-angle end)
Aperture	Electronically-controlled 6-blade iris diaphragm
Range	8 steps of 1/3 EV (W) (A, M mode)
Self-timer	Can be selected from 10 s and 2 s
Built-in flash Range	[W]: 0.5-7.5 m (1 ft 8 in.-24 ft) [T]: 1.5-4.0 m (5-13 ft)
Flash control	TTL auto flash with monitor preflashes
Flash exposure compensation	In steps of 1/3 EV in the range between -2 and +2 EV
I/O terminal	Micro-USB connector HDMI micro connector (Type D) (HDMI output)



UVDI-CB SERIES, Compact Gel Documentation Systems

The Compact digimage system is a complete & compact gel documentation system with a digital control panel. The system uses a digital camera for image capture. The system is equipped with a built-in UV Transilluminator and a large 8" TFT colorful screen for gel observation. Its side access design provides a safe and convenient way for the user to recover agarose gel bands. For a low budget and limited space, the Compact digimage system can be operated without a computer. A variety of images can be captured including: agarose & other fluorescent gels, colorimetric gels, autoradiography film, and blotting membrane. A safety switch is equipped to turn off the UV Transilluminator automatically when the front door is opened. Files can be saved in a variety of formats, including RAW format, for transfer to a computer for storage and analysis. The Digimage system can also directly connect to any BNC thermal printer for printing the result immediately.

Features: • 10 megapixel digital camera • High resolution 8" TFT screen • Digital control panel • Compact chamber and lightweight • Multi focus area selection • Built-in UV Transilluminator • Can be operated computer free • Connect port for thermal printer • Inner 2 x 3 watt white light LED • Safety door switch • Multi power source • Optional gel analysis software package available • Universal rated voltage: 100-240V.

This product is offered as a complete system for the user to perform image capture, including:

1 x compact digimage system chamber • 1 x digital camera • 1 x DC coupler • 1 x lens adaptor • 1 x 8" color TFT screen • 1 x 2GB memory card • 1 x memory card reader • 1 x EtBr or SYBR Green filter (optional) • 1 x built-in UV transilluminator.



UVCI-2100, SmartView

Features: • Easy to use, quick imaging capture • MS designed Imager software with USB connection to PC • Built-in, 21 x 26cm pullout UV-transilluminator • Pre-focused lens, no need adjustment • PC required • Optional blue LED or white light table available • Ready to use right out of the box • Imager Analysis software included FREE of charge.

Model	UVCI-2100
UV Light	Built in Drawer Type UV transilluminator 312(302)nm
Camera	1/1.8" Interline UXGA monochrome progressive 2.0MP CCD (Sony ICX274AL)
Pixels Size	4.4umx4.4um
Lens (Camera)	6mm, F1.2
Camera Video Output	12-bit
Filter (Camera)	Optical EtBr filter/Optical SYBR Green filter/Yellow Amber filter/Orange Amber filter *Ordered Separately
Image Storage	PC
Software Support	Window 8 / 7 (64bit & 32bit) / XP / Vista
Cabinet	Pull out, sliding transilluminator
Field Of View	8.26"x10.24" (210x260mm)
Unit Dimensions	(WxDxH) 16.1"x15.9"x22.4" (410x405x570mm)
PC connection	USB Port

UV-26, Dual-Wavelength UV Transilluminator, 302nm/365nm


UV Transilluminators are designed for viewing DNA/RNA in agarose gels stained with ethidium bromide (EB) or other dyes.

Transparent hinged cover, with UV-safety cover to protect users from exposure to hazardous UV radiation, is mounted by slip-hinges for easily adjusting to user's visual angle.

UV-26 Dual-wavelength UV transilluminator provides a uniform & intense source of 302nm & 365nm ultraviolet lights to back-illuminate transparent fluorescent materials.

Nucleic acids stained with fluorescent dyes such as ethidium bromide and acridine orange can be detected under UV illumination.

The filter surface is 210 x 260 mm. The light intensity level can be set from 0%–100% continuously. Either transilluminator can be converted from 302/365nm to 254nm by replacing the UV lamps as described in the Care and maintenance section.



Model	UV-26
UV Lamps	5-302nm lamp(8W) & 4x365 lamp(8W)
Intensity	Variable intensity 5% ~ 100%
Filter Size(mm)	L260xW210
UV Safety Cover Size(mm)	L320xW280
Dimensions(mm)	L340xW290xH85
Weight	5kg
Power	220V/50Hz



GED-3121/GED-4535, Midi Gel Dryer

The microprocessor of Midi Gel Dryer controls temperature from ambient +5°C to 90°C with timer from 0 to 999 mins to heat gels from base plate and connect with a vacuum pump to remove the moisture to dry gels homogeneously. The surrounding groove design and the optimal sealing silicon rubber with mask ensure the optimal sealing when connecting with a vacuum pump.

Features:

- Drying Area: 210x310mm (LxW), 350x450mm (LxW)
- Microprocessor for temperature control
- User temperature calibration
- Timer with alarm
- 2 digital LED display.

Specifications:

Model	GED-3121	GED-4535
Drying Area (mm)	L210xW310	L350xW450
Display	Two of 4 digital LED	
Control	Digital Microprocessor controller	
Temperature Control Range	ambient to 90°C	
Temperature Increment	0.1°C	
Temperature Uniformity at 37°C	±0.2°C	
Temperature Calibration	Yes	
Timer	0~999 mins	
Operating Temperature	ambient to 40°C	
Weight	approx. 9.0kg	approx. 15.0kg

ELECTROPHORESIS Mini System



MINI-ELECTRO

Accessories:

- Tooth wide (width x thickness x no.):
 3mm x 1mm x 22
 5.6mm x 1mm x 12
 3mm x 1mm x 18
 5.6mm x 1mm x 10
- Gel Dimension (WxD): 126x126mm — 1pcs
- Gel Migration Board (WxD): 110x60mm — 2pcs
 54x60mm — 4pcs
- Transformer: AC220V (Input) / AC110V (Output) — for AC220~240V's state.



AC100~120V 50~60Hz



AC220~240V 50~60Hz

Specifications:

Model	MINI-ELECTRO
Bath Dimensions (WxDxH)	110x121x43mm
Volume of Bath	230ml
Max. Power	40W
Timer	0~99min
Overall Dimensions (WxDxH)	190x130x60mm

MRC.4.21

MINI-ELECTRO, Mini Electrophoresis System

Mini-ELECTRO Mini Electrophoresis System is specifically designed for DNA and RNA electrophoresis. Voltages 35V or 50V or 100V, compact, lightweight and easy to operate are its features.

A magnetic sensor allows current to flow to the electrodes only when the lid is in place. If the lid is removed while the system is operating, current is immediately shut down. It's ideal for many applications, including Northern and Southern blotting, Cosmid library restriction analysis, Microsatellite analysis PCR fragment analysis, DNA fingerprinting and High-throughput analysis.

Features:

- Input Power: AC100~120V 50~60Hz
 OR AC220~240V with transformer 50~60Hz
- Output Power: DC35V / DC50V / DC100V
- Construction of Bath: PC+ABS
- Overall Dimensions (W x D x H):
 190x130x60mm.

